

Mark Your Calendar

November 1 - 4, 2005
Automotive Aftermarket Industry Week (AAIW) in Las Vegas, NV

November 7 - 13, 2005
FERIA INTERNACIONAL DEL TRANSPORTE TERRESTRE
Santiago, Chile
www.feriadeltransporte.cl

November 16 - 18, 2005
Expotransporte ANPACT 2005
Guadalajara, Mexico
www.expotransporteanpact.com.mx




Look for our
rotating logo!

New Catalog



The Air & Electrical
2006 Catalog
is now available!



Gears are turning

A publication of PAI Industries.

FALL 2005

PAI Industries, Inc. • 950 Northbrook Parkway • Suwanee, GA 30024

Issue 4

PAI WEB SITE RELEASED

www.paiindustries.com

GENUINE
 **pai**[®]
WORLD TESTED • PERFORMANCE PROVEN

Gears are turning



tel: 770-822-1000 • fax: 770-822-1421 • www.paiindustries.com

Inside this issue

Web Tour
B-Model Project
What's New In The
Engineering Department

2005 Web Site

Main Page

Para versión en español (Click here for Spanish version of the web site)
seleccione aquí

Main Menu Bar

Quickly search parts by typing part number

Animated Introduction


Stay Currents and other must see items will pop up in this animated banner

Click here to play the opening animation again

Secondary Menu Bar

Click here to check out PAI upcoming events

Click here to see PAI Newsletter

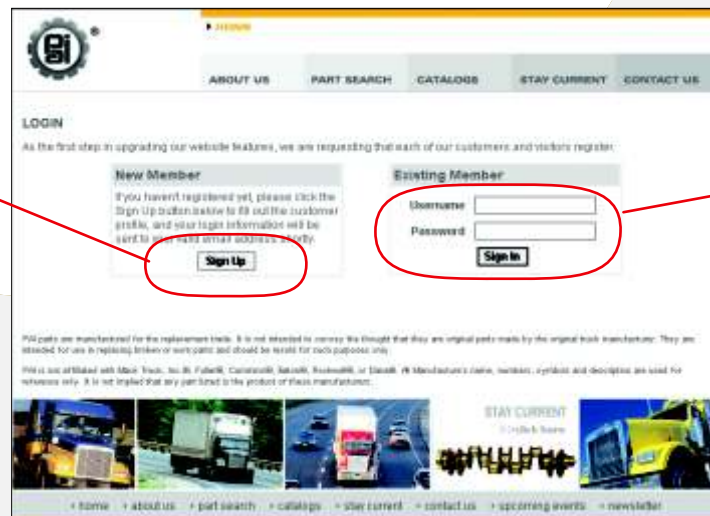


Login Page


You have to login prior to doing a parts and catalog search.

Sign up here.

If you already have a Username and Password type them here.



B-Model Project



Although the progress has still been a little slow due to high work loads in manufacturing, we have made headway. The block has required some modifications because we are using late model drives for the fuel injection and auxiliary drive. The problem was, I wanted to use the original crankshaft (old flywheel and balancer to be used) and the helical gears for the crank, cam and auxiliary drive but use the later gear type fuel injection drive and air compressor drive couplings. That required making a new hub for the fuel injection drive gear and drilling a hole in the block to send oil to the bushing. This required custom made shims and prefitting of all the gears to insure proper alignment. Plus, we had to modify the new connecting rods (reduce the width .140") because the later, available pistons had the larger 2.0" wrist pin. More details of the modifications to the engine in a later issue.

We have to indicate the flywheel cover and install the new dowels next. When the dowels are done we can assemble the long block in the next couple of weeks and then it's time to paint the engine. We also sent about 95 pounds of miscellaneous bolts, brackets, and assorted brake parts to the zinc platers.

When we get the pieces back from the platers we will be able to finish the brakes and hubs for the chassis. Then the engine/transmission combo can be installed permanently and it will be time to begin the plumbing. *That's it for now*

What's New In The Engineering Department



The Quality Assurance Department has been expanded. This new facility will improve work flow and facilitate product inspection and engineering liaison from one convenient location.

In addition, the acquisition of the FARO Arm measuring device will enhance quality and engineering procedures. The machine features seven axis measuring capabilities with a range of close to eight feet. The machine is portable and computer controlled to allow accurate measurement of large complex parts.



In the quest for continuous improvement, new computer software was installed in the Coordinate Measuring Machine in the Manufacturing Quality Assurance Department. This software improves inspection and workflow capabilities.